

Output Indicators	1. Percentage of undergraduate student population enrolled in CHED-identified and RDC-identified priority programs	73%	73%	73%	73%	73%	73%	73%	73%	73%
	2. Percentage of undergraduate programs with accreditation	71%	71%	71%	71%	71%	71%	71%	71%	71%
OO: Higher education research improved to promote economic productivity and innovation										
ADVANCED EDUCATION PROGRAM										
Outcome Indicators	1. Percentage of graduate school faculty engaged in research work applied in any of the following:									
	a. Pursuing advanced degree program (Doctorate Degree)	22%	22%	22%	22%	N/A	N/A	N/A	22%	22%
	b. Actively pursuing in the last three years (investigative research, basic and applied scientific research, policy research, social science research)	10%	10%	10%	10%	N/A	N/A	N/A	10%	10%


Report of Ageing of Cash Advances (cut-off date November 15, 2019)	100%	100%	100%	100%	100%	100%	100%	100%	100%
--	------	------	------	------	------	------	------	------	------

Approved:


THERESA B. DIMALANTA, Ph.D.
 CEO, Andrews Campus



RICARDO B. CASAUAY, Ph.D.
 CEO, Lallo Campus

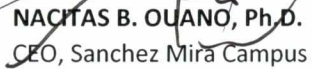

SIMEON R. RABANAL, Ph.D.
 CEO, Aparri Campus


FLORANTE VICTOR M. BALATICO, Ph.D.
 CEO, Lasam Campus


ARTHUR G. IBANEZ, Ph.D.
 CEO, Carig Campus


VICENTE S. BINASOY, Ph.D.
 CEO, Piat Campus


FROILAN A. PACRIS, Ph.D.
 CEO, Gonzaga Campus


NACITAS B. OUANO, Ph.D.
 CEO, Sanchez Mira Campus

Approved during the MAN COM Meeting
 at CSU Central Admin. Conference Room
 on July 22, 2019